Construction of Large Slab Anchors in Shear Zones

Folsom Dam Auxiliary Spillway, Folsom, CA

Coralie Wilhite, P.G.

Geological Engineer

Dam Safety Production Center

U.S. Army Corps of Engineers

22 September 2016

UA HĀNAU KA MOKU

AEG

KONA 2016

ENVIRONMENTAL AND ENGINEERING GEOLOGY IN THE NEW LAND

SEPTEMBER 18-24, 2016

US Army Corps of Engineers
Sacramento District

BUILDING STRONG®

Outline

- Project Overview
- Purpose
- Design
- Construction
- Final Product

Project Overview

Purpose

Design

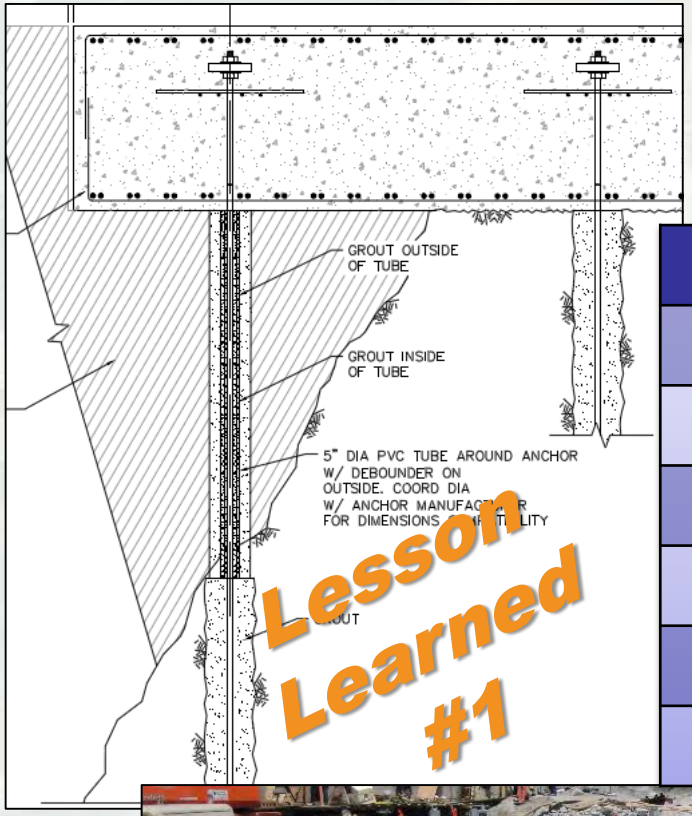

Item	Value	Units
Effective Area	9.61	sq. in.
Ultimate Load	961	kips
Yield Load	720	kips
Design Load	340	kips
Weight	32.7	lbs/ft
Max Bar O.D.	3.68	in



Design

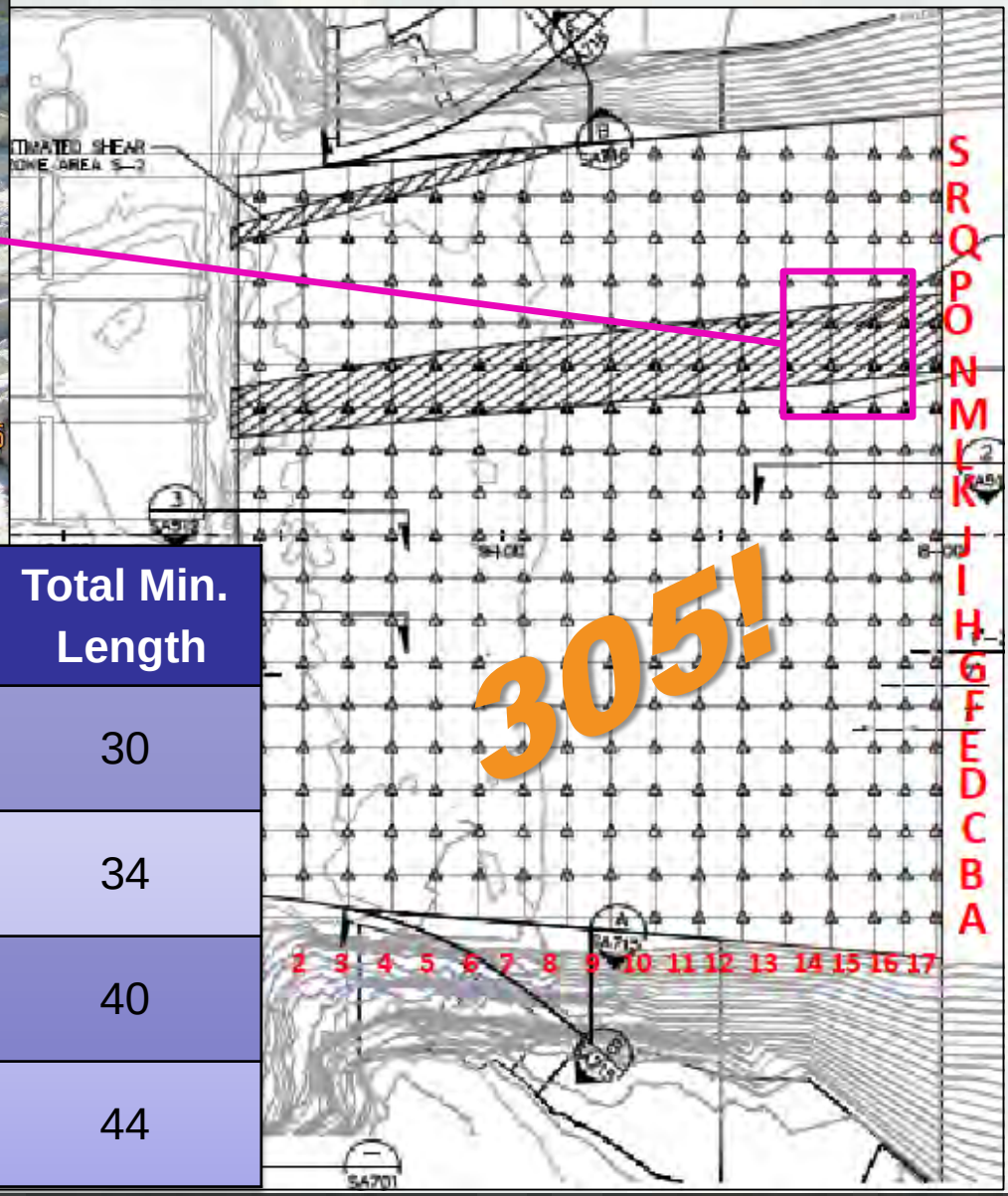

Location	Type	Embed. Depth	Total Min. Length
Non-Shear zone	regular slab section	25	30
Non-Shear zone	upstream slab section	25	34
Shear zone	regular slab section	35	40
Shear zone	upstream slab section	35	44

Construction

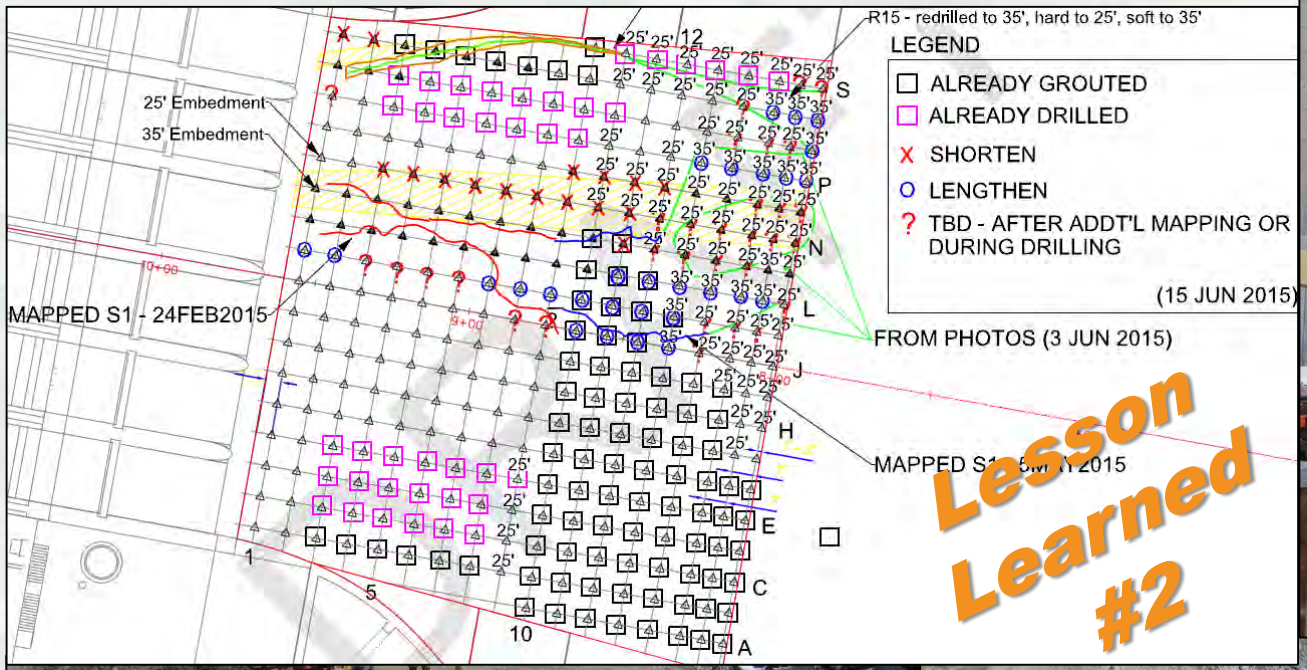



Construction

Lesson Learned #3

Lesson Learned #4

Construction

Lesson Learned #5

Final Product

Contributors:

Ken Pattermann, P.E., G.E., USACE

James Martin, P.G., USACE

August 2016